



- ACSOON AF400M series AC Power Supply is one of the most popular static frequency converter. AF400M is designed to change conventional 50Hz/60Hz electrical energy to 400Hz or vice versa. It integrates IGBT and combines analog signal control design together for compact size and higher reliability.
- AF400M static frequency converter as one ac power source is ideal for testing Aviation electronics and aviation equipment. It can simulate 115V/120V 400Hz aircraft power with clean sine wave output and excellent line and load regulation, high efficiency and low harmonic distortion.

Application

- ⊖ ·LV Lab 50Hz,60Hz and 400Hz AC power supply
- ⊖ ·Aviation electronic test power supply
- ⊖ ·Aerospace and aircraft industries
- ⊖ ·Transformers and motors where need AC power
- ⊖ ·Aircraft and Ships Loads 400hz power supply

Main Features

- 🍃 Isolated output transformer,suitable for any unbalance loads, each single phase can be used independently
- 🍃 EMC compatible
- 🍃 Compatible with both 50Hz,60Hz and 400Hz power supply network
- 🍃 Low harmonic distortion
- 🍃 Pure sine wave,sinusoidal output
- 🍃 Completely protection and alarm for over voltage, over current and overheating, etc
- 🍃 Display real-time data: voltage,current,frequency, power / power factor

ACSOON® AF400M series power supply single unit are available with the following capacities:

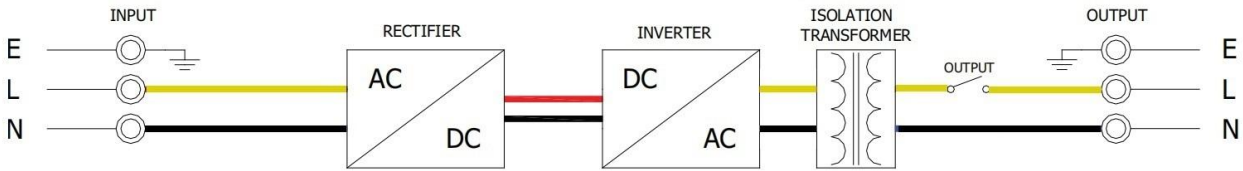
■ Single phase output: (Select one individual KVA)

1kva,2kva,3kva,5kva,10kva,15kva,20kva,30kva,45kva,60kva

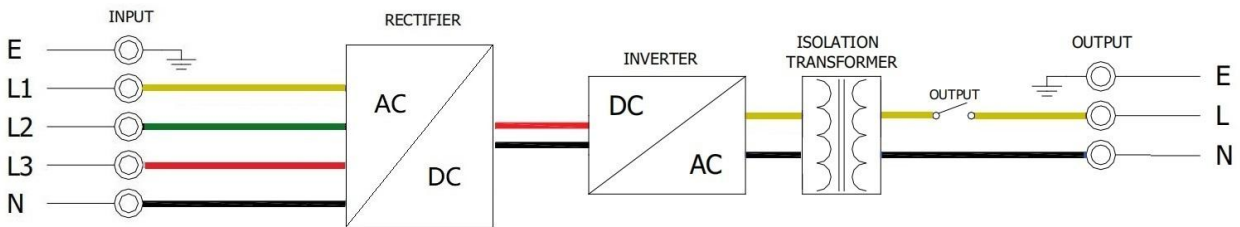
■ Three phase output: (Select one individual KVA)

1kva,3kva,6kva,10kva,15kva,20kva,30kva,45kva,60kva,75kva,100kva,150kva,200kva, 300kva

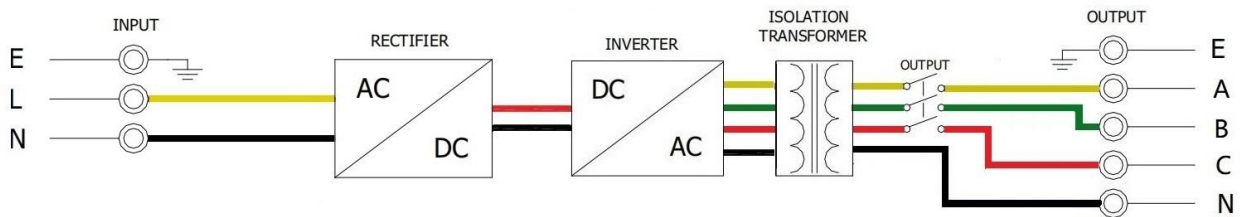
Circuit Block Diagram for ACSOON 1 Phase & 3 Phase SFC



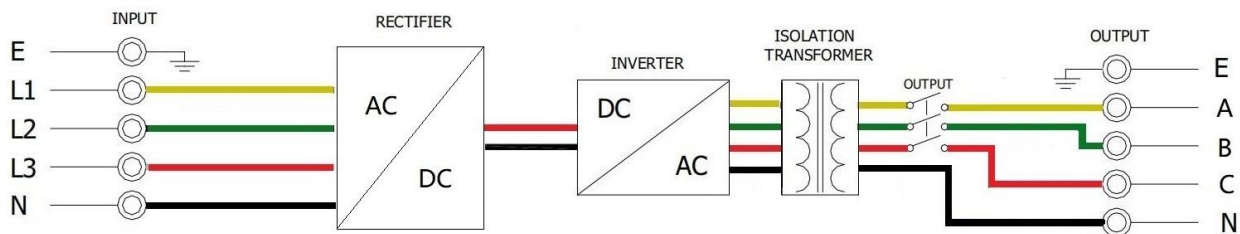
SINGLE PHASE INPUT - SINGLE PHASE OUTPUT



THREE PHASE INPUT - SINGLE PHASE OUTPUT



SINGLE PHASE INPUT - THREE PHASE OUTPUT



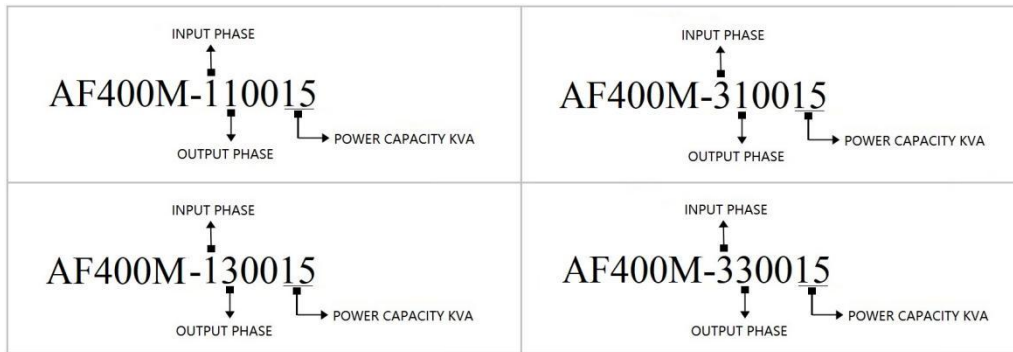
THREE PHASE INPUT - THREE PHASE OUTPUT

ACSOON AF400M Series SFC Specification Data sheet

INPUT	
Number of Phases	Single Phase / Three Phase
Nominal Input Voltage	115V,220V,230V,240V / Single Phase ; 200V, 380V, 400V, 415V / Three Phase
Voltage Tolerance	±15%
Nominal Frequency	50Hz / 60Hz /400Hz
Frequency Tolerance	±5Hz
OUTPUT	
Number of Phases	Single Phase / Three Phase
Nominal Output Voltage	115V, 120V,220V,230V / Single Phase ; 200, 208V,380V,400V / Three Phase
Voltage Adjustable	0-150V (L-N), 0-300V (L-N); 0-260V (L-L), 0-520V (L-L)
Nominal Output Frequency: 50Hz / 60Hz / 400Hz	
Frequency Adjustable	50Hz - 400Hz Adjustable
Voltage Regulation & Stability +/-1% FS	
Frequency Stability	+/-0.1%FS
LED Digital Display	4 digits LED displaying: Frequency, Voltage, Current, Power Factor / Power (watt).
Manual buttons on panel	Run and reset (stop), phase changeover button, power (watt)
Distortion	Clean sine wave THD <3% @ Linear loads
Input Power Factor	≥0.8
Overall Efficiency	≥85%
Crest Factor	1.414±0.1
Weight & Dimension	As per manufacturer's standard configuration
Protection	Over current, over load, over heat, short circuit,over heat Protections and alarm.
Overload Capacity	125% 1s
IP Class	Standard IP20/IP21 indoor. IP32 & IP54 as optional
MTBF	50,000 Hrs
MTTR	<30Min
Humidity	10-95%
Noise	Less than 65dB within 1 meter
Operating Temperature	-10 to 45°C
Standards	EN60204-1, IEC 62321 & EN61000-6-3

Models Selection Designate

The ACSOON® AF400M series power supply model designation are shown below



Metal Enclosure



The system shall be housed in Sheet Steel cabinet with IP20/IP21 protection and shall be powder coated in RAL7035 Grey shade. The cabinet shall be an upright, free standing, steel cabinet with removable side covers, The cooling fans shall be provided as per manufactures' standard and hinge mounting front door. The construction and layout shall be kept such that there is an easy access to any component in the equipment. transformers are mounted on the bottom plate of the cabinet. The terminals for Mains Input & Output are provided on the interior side of the cabinet. Cable entry shall be provided from at the bottom of the cabinet. (PS.The terminals for Mains Input & Output are provided on the rear side for rack mounted converter, cable entry shall be provided at the rear side of the converter)